



THOR VM3 CONFIGURATION GUIDE

Honeywell

THOR VM3 CONFIGURATION GUIDE

System Component		Option 1	Option 2	SKU	Description
Step 1	Choose VM3 OS	WEC 7			Select from a broad range of display, radio, antenna, memory and software applications options to maximize efficiencies in your enterprise. <i>See detail slides below</i>
		WES 7			
		WIN 7			
		WIN10			
Step 2	Order Dock	Standard Dock		VM1001VMCRADLE	Dock with integral power supply, 10 to 60 VDC, DC power cable and fuse kit included. Supports VM1, VM2, or VM3.
		Standard Dock with "D" ball		VM1002VMCRADLE	Dock with RAM ball mount, includes "D" ball for dock, DC power cable not included. Supports Thor VM1, VM2, or VM3.
		Enhanced I/O Dock		VM3001VMCRADLE	Dock with integral power supply, Enhanced I/O, 10 to 60 VDC, DC power cable and fuse kit included. Supports Thor VM1, VM2, or VM3, additional USB ports and Ethernet port.
		Enhanced I/O Dock with "D" ball		VMX004VMCRADLE	Enhanced dock for use when replacing VX8 or VX9 with screen blanking. Integral 10 to 60 VDC power supply, enhanced I/O, includes "D" ball for dock. Eliminates need for VM1082CABLE adapter cable. Supports Thor VM1, VM2, or VM3, additional USB ports and Ethernet port and RAM mount.
Step 3 (Optional)	Order DC Power Supply			9000313PWRSPLY	Required for installations requiring more than the dock maximum input voltage of 60VDC.
Step 4 (Optional)	Order Keypad	Numeric		9000161KEYBRD	Thor numeric keypad, 21 key, USB Interface
		Full Keyboard		9000160KEYBRD	Windows laptop-style 95 key rugged keyboard with integrated 2 button mouse, USB Interface
Step 5a	Order Mounting Kit				Select from a broad range of mounting combinations in varying base mount styles and arm lengths to suit your vehicle fleet. <i>See detail slides below</i>
Step 5b (Optional)	Order Numeric Keypad Mounting Kit			VM3010BRKTKIT	VM3 RAM mount kit for numeric keypad or scanner holder, includes two RAM balls and arm (5.7 in/ 145mm)

THOR VM3 CONFIGURATION GUIDE

System Component		Option 1	Option 2	SKU	Description
Step 5c (Optional)	Order Mounting Kit Supporting full keyboard	Full Keyboard			Select from a broad range of mounting combinations in varying base mount styles and arm lengths that support 9000160KEYBRD full keyboard.
		WLAN Remote Antenna Kit		VM1277ANTENNA	Remote 802.11 dual band antenna kit. Use with VM1, VM2 or VM3. Set of two required.
Step 6 (Optional)	Order Antenna	WWAN Remote Antenna Kit	VM3 LTE ET Magnetic	VM3278ANTENNA	Set of two recommended <i>See detail slide below</i>
			VM3 LTE ET Adhesive	VM3279ANTENNA	
			VM3 LTE US Magnetic	VM3280ANTENNA	
			VM3 LTE US Adhesive	VM3281ANTENNA	
		GPS Remote Antenna Kit	Adhesive and Magnetic	VM1288ANTENNA	
Step 7 (Optional)	Order Scanner	Multi-range Laser		Granit 1280iFR-3SER	See detail slide below
		Multi-range Imager		Granit 1980iFR-3SER	
		Multi range Imager w/ Bluetooth		Granit 1981iFR-3	

THOR VM3 VEHICLE INSTALL ILLUSTRATION

1	Choose VM3
2	Choose Dock
3	Optional DC/DC Converter
4	Optional Keyboard
5	Choose Mounting
6	Optional Remote Antennas
7	Optional Scanners



STEP 1 Details: CHOOSE THE RIGHT THOR VM3 – WEC 7 & WES 7

VM3 WEC7 Configuration Matrix*									
Model	Base	RAM & HDD	Display	Keyboard	Radio	Antenna	Country	OS + language + Application	Custom
VM3C	X	X	X	X	X	X	XX	X	X
VM3C - WEC7	1 - Base System	B - 4 GB RAM + 2 GB SSD	1- Color Indoor XGA hardened resistive touchscreen 2- Color Indoor XGA defroster resistive touchscreen 3- Color Outdoor XGA hardened resistive touchscreen	A - VM3 Integrated Keypad	1 - 11 a/b/g/n + BT 2 - 11 a/b/g/n + BT + WWAN & GPS	A - Internal dual WLAN antennas B - External dual WLAN antenna support	US - USA ET - ETSI XI - Misc ID - Indonesia JP - Japan	1 - WEC7 Multi-language + No Application 05 - WEC7 Multilanguage + Enterprise Client Pack	A - No Custom Option
VM3 WES7 Configuration Matrix*									
VM3W	X	X	X	X	X	X	XX	XX	X
VM3W	2 - Base System	F - 4 GB RAM + 64 GB SSD L - 4 GB RAM + 64 GB SSD + 4G Database SSD	1- Color Indoor XGA hardened resistive touchscreen 2- Color Indoor XGA defroster resistive touchscreen 3- Color Outdoor XGA hardened resistive touchscreen 4- Color Indoor XGA hardened PCAP touchscreen 5- Color Outdoor XGA hardened PCAP touchscreen	A - VM3 Integrated Keypad	1 - 11 a/b/g/n + BT 2 - 11 a/b/g/n + BT + WWAN & GPS	A -Internal dual WLAN antennas B - External dual WLAN antenna support	US - USA ET - ETSI XI - Misc ID - Indonesia JP - Japan	01 - WES 7 Multi-language + No Application 03 - WES 7 Multi-language + Enterprise Client Pack	A - No Custom Option

*Disclaimer: Not all combinations indicated on this chart have been released. Consult your price tool for information on available configurations

STEP 1 Details: CHOOSE THE RIGHT THOR VM3 – Win 7 & Win 10

VM3 WIN 7 Configuration Matrix*













Model	Base	RAM & HDD	Display	Keyboard	Radio	Antenna	Country	OS + language + Application	Custom
VM3W	X	X	X	X	X	X	XX	X	X
VM3W	2 - Base System	F - 4 GB RAM + 64 GB SSD L - 4 GB RAM + 64 GB SSD + 4G Database SSD	1- Color Indoor XGA hardened resistive touchscreen 2- Color Indoor XGA defroster resistive touchscreen 3- Color Outdoor XGA hardened resistive touchscreen 4- Color Indoor XGA hardened PCAP touchscreen 5- Color Outdoor XGA hardened PCAP touchscreen	A - VM3 Integrated Keypad	1 - 11 a/b/g/n + BT 2 - 11 a/b/g/n + BT + WWAN & GPS	A - Internal dual WLAN antennas B - External dual WLAN antenna support	US - USA ET - ETSI XI - India ID - Indonesia JP - Japan	04 - Windows 7 English 64 + No Application 06 - Windows 7 English 64 + Enterprise Client Pack 0A - Windows 7 Simplified Chinese 64 + No Application 0C - Windows 7 Simplified Chinese 64 + Enterprise Client Pack 0M - Windows 7 Japanese 64 + No Application 0O - Windows 7 Japanese 64 + Enterprise Client Pack	A - No Custom Option

VM3 WIN 10 Configuration Matrix*

VM3W	X	X	X	X	X	X	XX	XX	X
VM3W	2 - Base System	F - 4 GB RAM + 64 GB SSD L - 4 GB RAM + 64 GB SSD + 4G Database SSD	1- Color Indoor XGA hardened resistive touchscreen 2- Color Indoor XGA defroster resistive touchscreen 3- Color Outdoor XGA hardened resistive touchscreen 4- Color Indoor XGA hardened PCAP touchscreen 5- Color Outdoor XGA hardened PCAP touchscreen	A - VM3 Integrated Keypad	1 - 11 a/b/g/n + BT 2 - 11 a/b/g/n + BT + WWAN & GPS	A - Internal dual WLAN antennas B - External dual WLAN antenna support	US - USA ET - ETSI XI - Misc ID - Indonesia JP - Japan	0D - Windows 10 IoT Enterprise Multi-language + No App 0F - Windows 10 IoT Enterprise Multi-language + Enterprise Client Pack	A - No Custom Option

*Disclaimer: Not all combinations indicated on this chart have been released. Consult your price tool for information on available configurations

STEP 5 Details: CHOOSE THE RIGHT MOUNTING KIT – No Keyboard

	Round Base	Clamp Base	Plate Base
Short Arm 5 in/128mm	<p>VM1001BRKTKIT</p> 	<p>VM1004BRKTKIT</p> 	<p>VM1007BRKTKIT</p> 
Medium Arm 8.5 in/215mm	<p>VM1002BRKTKIT</p> 	<p>VM1005BRKTKIT</p> 	<p>VM1008BRKTKIT</p> 
Long Arm 13 in/(330mm)	<p>VM1003BRKTKIT</p> 	<p>VM1006BRKTKIT</p> 	<p>VM1009BRKTKIT</p> 
Typical Configuration			

STEP 5 Details: CHOOSE THE RIGHT MOUNTING KIT – With Keyboard

	Round Base	Clamp Base	Plate Base
--	------------	------------	------------

Short Arm
5 in/128mm

VM2011BRKTKIT



VM2014BRKTKIT



VM2017BRKTKIT



Medium Arm
8.5 in/215mm

VM20122BRKTKIT



VM2015BRKTKIT



VM2018BRKTKIT



Long Arm
13 in/330mm

VM2013BRKTKIT



VM2016BRKTKIT



VM2019BRKTKIT



Typical
Configuration



STEP 6 Details: CHOOSE THE RIGHT ANTENNA KIT



VM1276ANTENNA
802.11abgn

VM3278ANTENNA	VM3 Magnetic ETSI LTE WWAN
VM3279ANTENNA	VM3 Adhesive ETSI LTE WWAN
VM3280ANTENNA	VM3 Magnetic US LTE WWAN
VM3281ANTENNA	VM3 Adhesive US LTE WWAN



VM1276ANTENNA
802.11abgn

OR

OR



VM1277ANTENNA
802.11abgn



WWAN Antenna



VM1277ANTENNA
GPS



WWAN Antenna



VM1277ANTENNA
802.11abgn



STEP 7 Details: CHOOSE THE RIGHT SCANNER

GRANIT 1280I INDUSTRIAL-GRADE FULL RANGE LASER SCANNER

1	Choose Granit 1280i Industrial-Grade Full Range Laser Scanner 1280IFR-3SER
2a	Choose Spring-Loaded Take Up Reel TOOLBAL
2b	Choose Mounted Take Up Reel 8000A501INDREEL
2c	Choose Vehicle Mount Kit VMHOLDERK
2d	Choose Scanner Holder, VM3012BRKTKIT and RAM Mount Kit VM3010BRKTKIT Mounts to dock



GRANIT 1980I INDUSTRIAL-GRADE FULL RANGE 1D/2D SCANNER

1	Choose Granit 1980i Industrial-Grade Full Range Laser Scanner 1980IFR-3SER
2a	Choose Spring-Loaded Take Up Reel TOOLBAL
2b	Choose Mounted Take Up Reel 8000A501INDREEL
2c	Choose Vehicle Mount Kit VMHOLDERK
2d	Choose Scanner Holder, VM3012BRKTKIT and RAM Mount Kit VM3010BRKTKIT Mounts to dock



GRANIT 1981I INDUSTRIAL-GRADE WIRELESS FULL RANGE 1D/2D SCANNER

1	Choose Granit 1981i Industrial-Grade Full Range Laser Scanner 1981iFR-3
2a	Choose Spring-Loaded Take Up Reel TOOLBAL
2b	Choose Mounted Take Up Reel 8000A501INDREEL
2c	Choose Vehicle Mount Kit VMHOLDERK
2d	Choose Scanner Holder, VM3012BRKTKIT and RAM Mount Kit VM3010BRKTKIT Mounts to dock
3a	Choose Base, CCB05-100BT-07N
3b	Choose Battery Charger, MB4-BAT-SCN01NADO

OFFICE/ SITE SUPPORT SETUP

The following items are recommended for the support function at each site/in-office use:

Part # (SKU)	Description
Computer Stand Setup	
1	VX89A014KIT14 Table Stand with 1 D-Size 2.25 in/ 57mm Ball and 1 Long Arm 330mm
2	VM1001RAMBALL RAM ball for docking with mounting hardware
AC Power Supply	
3	VM1078CABLE Power Cable Adapter for AC Power Supply
4	VM1301PWRSPLY or VM1302PWRSPLY AC/DC power supply, FCC Approvals, with US cord, or AC/DC power supply (power cord required to order separately. Refer to pricebook for different country-specific power cords
5	VM3052CABLE USB Y Cable- D15 Male to two USB Type A Plugs (host)

For external keyboard support add:

Part # (SKU)	Description
9000160KEYBRD	Windows "Laptop" Style 95 key rugged keyboard with integrated 2 button mouse, USB Interface
VM2001BRACKET	Keyboard Mounting adapter plate, attaches to dock for keyboard use
VX89A504RAMARM	Medium length arm-Fits C size 1.5" (38mm) Ram ball, Length 5.7" (145mm)
9000029BRACKET	Keyboard RAM mount plate with C ball and hardware. Attaches to keyboard
VX89A041RAMBALL	C-size 1.5" (38mm) Ram ball, round base, 2.5" (64mm) diameter

