

CN51

Scan Handle Instructions

Anleitung für Scan-Griff

Instrucciones para el mango del escáner

Poignée de lecture - Instructions

Istruzioni per l'uso dell'impugnatura di scansione

スキャン・ハンドルの取り扱い

핸들 스캔 지침

Instruções do punho do digitalizador

Инструкции по обращению с ручкой сканера

คำแนะนำเกี่ยวกับที่จับสำหรับสแกน

Tarayıcı Tutma Aparatı Talimatları

扫描手柄说明

描握把說明

To attach the handle

Anbringen des Griffs

Para instalar el mango

Pour attacher la poignée

Collegamento dell'impugnatura

ハンドルを取り付けるには

핸들을 연결하려면

Acoplar o punho

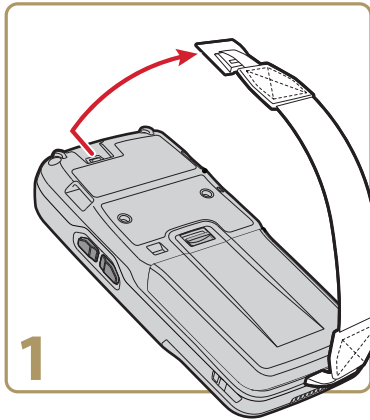
Чтобы прикрепить ручку

การติดตั้งที่จับ

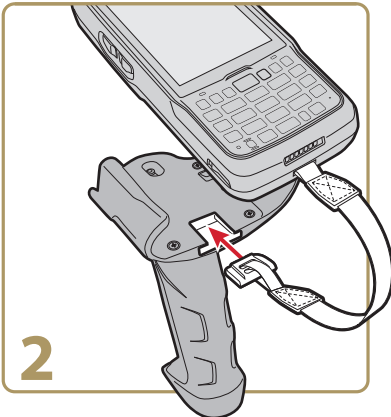
Tarayıcı tutma aparatını takmak için

连接手柄

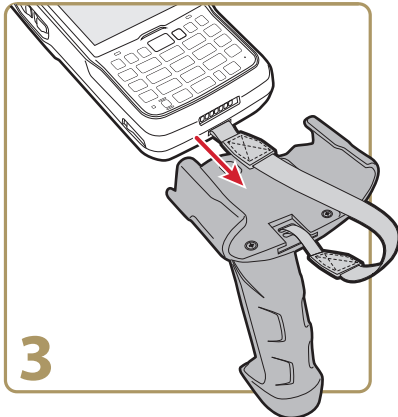
附加握把



1



2



3

To remove the handle

Entfernen des Griffs

Para retirar el mango

Pour retirer la poignée

Rimozione dell'impugnatura

ハンドルを取り外すには

핸들을 제거하려면

Retirar o punho

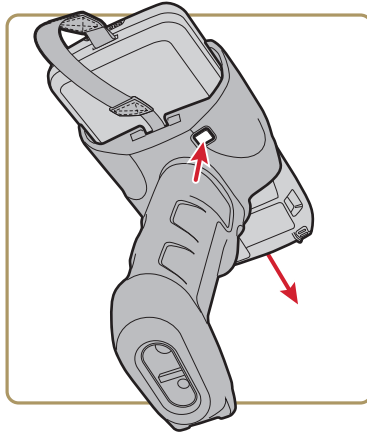
Чтобы снять ручку

การถอดที่จับ

Tarayıcı tutma aparatını çıkarmak için

取下手柄

取下握把



Intermec

Worldwide Headquarters
6001 36th Avenue West
Everett, Washington 98203
U.S.A.

tel 425.348.2600

fax 425.355.9551

www.intermec.com

© 2013 Intermec Technologies
Corporation. All rights reserved.



CN51 Scan Handle Instructions



P/N 943-390-001