

## CCB02-100BT/ CCB05-100BT Base

### Installation Guide

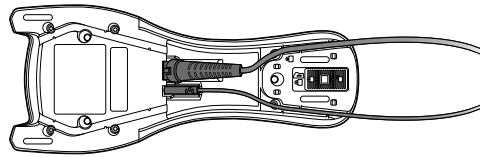


GRNTBASE-INST  
Rev C 12/20

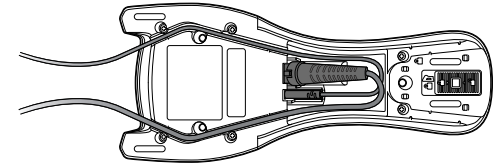
### Mounting a CCB02-100BT/CCB05-100BT Base

The CCB02-100BT/CCB05-100BT Base can be mounted on either a horizontal or vertical surface. The cables can be routed through either the bottom or the top of the base.

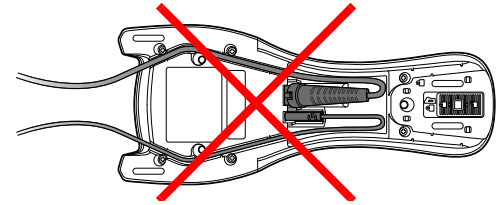
The cables can be routed down through the bottom of the base, securing the cables in the wireways.



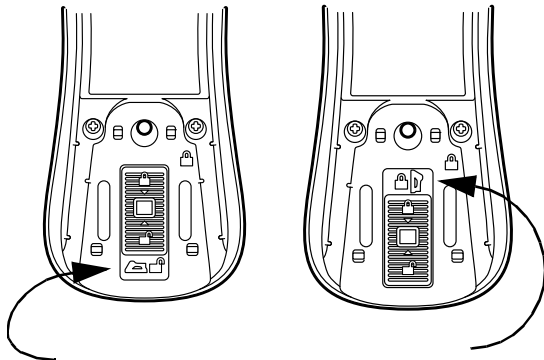
The cables can also be routed up through the top of the base, crossing them over and securing the cables in the wireways.



When routing the cables up through the top of the base, be sure to cross the cables over before placing in the wireways. If not, too much strain is placed on the cable connectors.



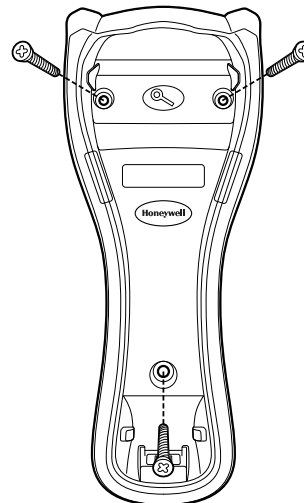
When mounted on a vertical surface, a locking system is used to secure the scanner when it is in the stand. When mounted on a horizontal surface, the locking mechanism should be set to unlocked (pushed up). When mounted on a vertical surface, the locking mechanism should be set to locked (pushed down).



**Unlocked position for horizontal mount**

**Locked position for vertical mount**

Use 3 screws, appropriate for the mounting surface material, to mount the base securely.



*Note: Suitable for mounting at heights less than or equal to 2 m (6.56 ft).*

### Limited Warranty

For warranty information, go to [www.honeywellaidc.com](http://www.honeywellaidc.com) and click Resources > Product Warranty.

### Patents

For patent information, see [www.hsmpats.com](http://www.hsmpats.com).

### Disclaimer

Honeywell International Inc. ("HII") reserves the right to make changes in specifications and other information contained in this document without prior notice, and the reader should in all cases consult HII to determine whether any such changes have been made. The information in this publication does not represent a commitment on the part of HII.

HII shall not be liable for technical or editorial errors or omissions contained herein; nor for incidental or consequential damages resulting from the furnishing, performance, or use of this material.

This document contains proprietary information that is protected by copyright. All rights are reserved. No part of this document may be photocopied, reproduced, or translated into another language without the prior written consent of HII.

Copyright © 2012–2020 Honeywell International Inc. All rights reserved.

Web Address: [www.honeywellaidc.com](http://www.honeywellaidc.com)

