



# Thor CV31 Accessory Catalog

# contents

---

Power Supplies & Adapters .....2

---

Interface Cables .....3

---

Keyboards.....4

---

Installation & Mounting .....5






---

Miscellaneous .....6





---

Batteries .....6



# Power Supplies & Adapters

PRODUCT NAME	SKU	DESCRIPTION
Direct Wiring Kit (9-36V DC) 	<b>203-950-001</b>	Connects CV31 with internal 9-36V DC-DC converter directly to forklift electrical system.
Extended Range Power Kit (6-96V DC) 	<b>203-950-002</b>	Extended voltage range power supply kit for connecting CV31 to vehicle systems. Requires adapter cable (VE027-8024-C0) sold separately.
Cable Adapter (5-Pin Male to 6-Pin Female) 	<b>VE027-8024-C0</b>	CV30-to-CV31 power adapter cable. For use connecting legacy CV30 5-pin power output cables to CV31 6-pin input.
AC Wall Adapter Kit 	<b>203-955-001</b>	Requires country-specific AC power cord sold separately.
AC Power Cord	<b>1-974030-025</b> <b>71918</b> <b>321-501-002</b> <b>1-974027-025</b> <b>321-502-002</b> <b>321-471-002</b> <b>321-500-002</b> <b>1-974029-020</b> <b>1-974028-025</b>	AC Power Cord (Australia Region) AC Power Cord (China Region) AC Power Cord (Denmark Region) AC Power Cord (Europe Region) AC Power Cord (India & South Africa Regions) AC Power Cord (Italy Region) AC Power Cord (Japan Region) AC Power Cord (UK Region) AC Power Cord (US Region)
Ignition Control Cable 	<b>236-316-001</b>	Y-cable adapter cable providing wiring capability to vehicle ignition for automatic on/off power control of the CV31 computer.

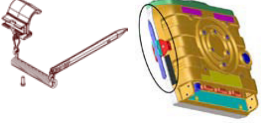
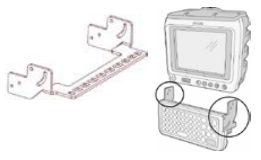




# Interface Cables

PRODUCT NAME	SKU	DESCRIPTION
<p>Dual USB Receptacle (Keyboard &amp; Accessory)</p> 	<p><b>VE011-2021</b></p>	<p>Used with Compact Keyboard (VE011-2012). Provides additional USB connection for second accessory.</p>
<p>Single USB Host Cable</p> 	<p><b>VE011-2016</b></p>	<p>Single USB Type A breakout cable. Includes cable restraints. Does not support CV30/CV31 second USB port.</p>
<p>Dual USB Host Cable</p> 	<p><b>VE011-2017</b></p>	<p>Dual USB Type A breakout Y-cable. Includes cable restraints. Required if using both CV30/CV31 USB ports.</p>
<p>USB Client Cable</p> 	<p><b>VE011-2018</b></p>	<p>ActiveSync cable for developer use.</p>




# Keyboards

PRODUCT NAME	SKU	DESCRIPTION
Compact Keyboard 	<b>VE011-2022</b>	Compact QWERTY keyboard with terminal emulation overlays. Order Keyboard Mounting Kit (VE011-2003) to attach to CV31.
Full-Size Keyboard (Windows Layout) 	<b>340-054-003</b>	Features locking USB and Windows layout. Precludes use of CV31 second USB port. Compatible with Keyboard Mounting Kit (805-661-001).
Full-Size Keyboard (3270 Layout)	<b>340-054-001</b>	Features locking USB and 3270 terminal emulation layout. Precludes use of CV31 second USB port. Compatible with Keyboard Mounting Kit (805-661-001).
Full-Size Keyboard (VT220 Layout)	<b>340-054-004</b>	Features locking USB and ANSI VT220 terminal emulation layout. Precludes use of CV31 second USB port. Compatible with Keyboard Mounting Kit (805-661-001).
Full-Size Keyboard (5250 Layout)	<b>340-054-102</b>	Features locking USB and 5250 terminal emulation layout. Precludes use of CV31 second USB port. Compatible with Keyboard Mounting Kit (805-661-001).

# Installation & Mounting

PRODUCT NAME	SKU	DESCRIPTION
Stylus Mounting Kit 	<b>VE011-2004</b>	Includes molded stylus holder, coil cord, screws and one stylus.
Keyboard Mounting Kit 	<b>VE011-2003</b>	Attaches compact keyboard (VE011-2022) to the CV31 body.
Keyboard Vehicle Mounting Kit (Dual 1.5" Ball) 	<b>805-661-001</b>	Mounts keyboard directly to vehicle with dual 1.5" ball mount.
Vehicle Mounting Kit (1.5" Dual Ball Mount) 	<b>805-813-001</b>	5.5" mounting arm with 1.5" ball.
Vehicle Mounting Kit (2.25" Dual Ball Mount) 	<b>340-054-102</b>	5.5" mounting arm with 2.25" ball.
Desktop Mounting Kit (1.5" Dual Ball Mount) 	<b>805-815-001</b>	Desk plate with 5.5" mounting arm and 1.5" ball.
Coated Mounting Screws	<b>213-043-001</b>	Adhesive-coated mounting screws resist backing out under vibration. Recommended kit for customers re-installing mounting balls from their CV30 to a CV31.

## Miscellaneous

PRODUCT NAME	SKU	DESCRIPTION
Screen Blanking Switch Box (Universal) 	<b>VX89351PWRSPLY</b>	Trigger interface to automatically blank the CV31 screen on motion. This part is also sold as legacy Intermec part number CV41351PWRSPLY. Requires cable Screen Blanking Box Cable (V1080CABLE) or a user-supplied RS232 cable.
Screen Blanking Box Cable 	<b>VM1080CABLE</b>	D9 to bare wires, 6 ft (1.8 m).
Bar Code Slot Reader (Visible Light) 	<b>858-098-001</b>	Bar code slot reader, with visible light and mounting plate.
Bar Code Slot Reader (Infrared Light)	<b>858-098-002</b>	Bar code slot reader, with infrared light and mounting plate.
Screen Protectors (10-Pack)	<b>346-086-001</b>	Screen protective film (package of ten).
Replacement Stylis (5-Pack)	<b>VE011-2015</b>	Tethered style replacement styli (package of five).
USB Cable Retainers (5-Pack)	<b>203-810-001</b>	Used to secure USB connections in rugged applications (package of five).

## Batteries

PRODUCT NAME	SKU	DESCRIPTION
Replacement Battery Kit	<b>213-042-001</b>	Replaces internal CV31 battery.

**For more information:**

[www.honeywellaidc.com](http://www.honeywellaidc.com)

**Honeywell Scanning & Mobility**

9680 Old Bailes Road

Fort Mill, SC 29707

800-582-4263

[www.honeywell.com](http://www.honeywell.com)

Thor CV31 Accessory Guide Rev B 10/15  
© 2015 Honeywell International Inc.

**Honeywell**