



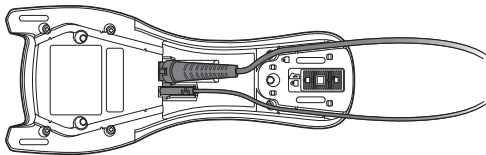
CCB02-100BT/ CCB05-100BT Base

安裝指南

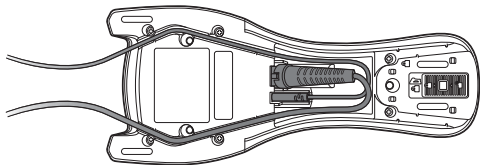
安裝 **CCB02-100BT/CCB05-100BT Base**

CCB02-100BT/CCB05-100BT Base 可以安裝在水平或垂直表面。電纜可佈設在基座底端或頂端。

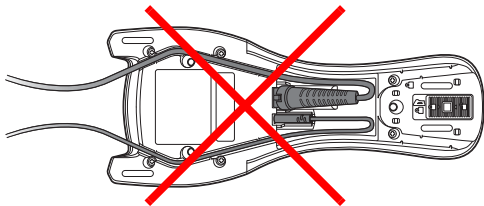
電纜可穿過基座底端向下佈設，此時將電纜固定在管道中。



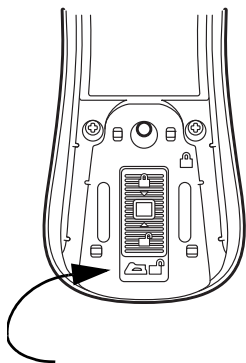
電纜也可穿過基座頂端向上佈設，此時將電纜交叉並固定在管道中。



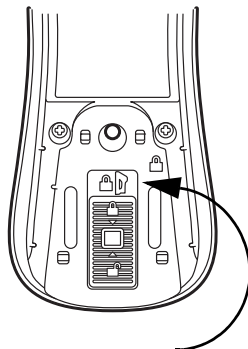
穿過基座頂端向上佈設電纜時，務必先將電纜交叉然後固定在管道中。如果不這樣做，將對電纜連接器造成過大應力。



安裝在垂直表面時，利用鎖緊系統固定處於直立狀態的掃描器。安裝在水平表面時，鎖緊機制應設定為解除鎖定（按鈕彈起狀態）。安裝在垂直表面時，鎖緊機構應設定為鎖定（按鈕按下狀態）。

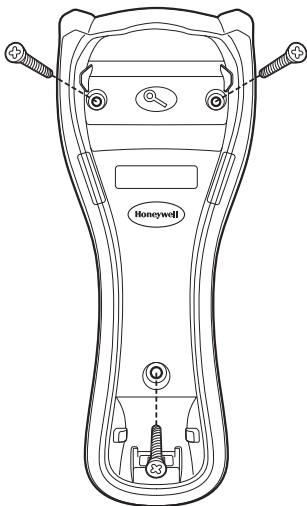


水平安裝解除鎖定位置



垂直安裝鎖定位置

借助適合安裝表面材料的 **3** 個螺釘牢固固定基座。



有限擔保

有關產品的擔保資訊，請參照

www.honeywellaidc.com/warranty_information。

專利

有關專利資訊，請查看 www.hsmpats.com。

Disclaimer

Honeywell International Inc. (“HII”) reserves the right to make changes in specifications and other information contained in this document without prior notice, and the reader should in all cases consult HII to determine whether any such changes have been made. The information in this publication does not represent a commitment on the part of HII.

HII shall not be liable for technical or editorial errors or omissions contained herein; nor for incidental or consequential damages resulting from the furnishing, performance, or use of this material. HII disclaims all responsibility for the selection and use of software and/or hardware to achieve intended results.

This document contains proprietary information that is protected by copyright. All rights are reserved. No part of this document may be photocopied, reproduced, or translated into another language without the prior written consent of HII.

Copyright © 2012–2015 Honeywell International Inc. All rights reserved.

Web Address: www.honeywellaidc.com